

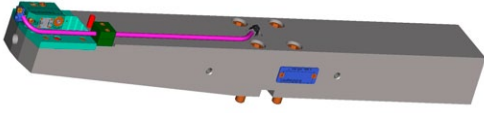
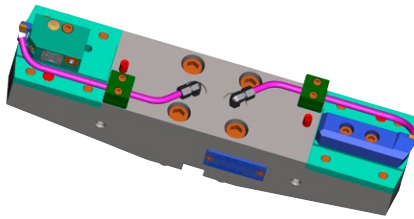


Request datasheet for tailor-made solutions from Ø 500 mm

Fax +49 (0)7022/408-208

Machining data

Machining dimension	Machining-Ø: _____ mm	Machining depth: _____ mm	Cutting depth: _____ mm
Processing type	<input type="checkbox"/> Rough machining <input type="checkbox"/> Finish machining <input type="checkbox"/> Rough and finish machining (Combi-Line)	<input type="checkbox"/> Reverse machining ▶ Entry-Ø: _____ mm <input type="checkbox"/> O. D. machining	

Tool data

Number of tool side connections	<input type="checkbox"/> 1 Connection Finish machining		
	<input type="checkbox"/> 2 Connections Rough machining Rough and finish machining		
Tool side connection option	<input type="checkbox"/> Serration 	<input type="checkbox"/> MVS 	<input type="checkbox"/> MVS 50-28 <input type="checkbox"/> MVS 63-36
Coolant supply	<input type="checkbox"/> Yes	<input type="checkbox"/> No	

Request datasheet

Fax +49 (0)7022/408-208

Machine interface

- | | |
|--|---|
| <input type="checkbox"/> HSK-A100 (DIN 69893) | <input type="checkbox"/> SK 50 (DIN 69871 AD-B) |
| <input type="checkbox"/> SK 50 (MAS BT / JIS B 6339) | <input type="checkbox"/> SK 50 (DIN 2080) |
| <input type="checkbox"/> SK 50 (ISO 7388 ANSI/CAT) | <input type="checkbox"/> Support flange or direct bolting to the machine spindle (over Ø 2000 mm) |

Machining type

- | | | |
|-----------------------------------|---|---|
| Rough machining | <input type="checkbox"/> F104 (CC... 1240...) | <input type="checkbox"/> F05 |
| | <input type="checkbox"/> F105 (CC... 1606...) | <input type="checkbox"/> F123 (CN... 1204...) |
| | <input type="checkbox"/> F124 (CC... 1606...) | |
| Rough and finish machining | <input type="checkbox"/> Digital adjustment | <input type="checkbox"/> F103 (CC... 09T3...) |
| | <input type="checkbox"/> Analog adjustment | |
| Finish machining | <input type="checkbox"/> Digital adjustment | <input type="checkbox"/> F20 (TOGT...) |
| | <input type="checkbox"/> Analog adjustment | <input type="checkbox"/> F101 (CC... 0602...) |
| | | <input type="checkbox"/> F103 (CC... 09T3...) |
| | | <input type="checkbox"/> F161 (TC... 1102...) |

Material

- | | |
|---|--|
| <input type="checkbox"/> Unalloyed steel | <input type="checkbox"/> Alloyed steel |
| <input type="checkbox"/> High alloy steel | <input type="checkbox"/> Stainless steel |
| <input type="checkbox"/> Cast iron | <input type="checkbox"/> Nodular iron |
| <input type="checkbox"/> Aluminium alloy, long-chipping | <input type="checkbox"/> Aluminium alloy, short-chipping |

Company

Contact Person

Street

ZIP Code, City

Country

Telephone

E-mail

Customer number

Signature